MODULAR MATH

Skill Builder

FOUNDATIONS SAMPLE

Gather 'Round HOMESCHOOL®

Gather 'Round
HOMESCHOOL®

COPYRIGHT © 2025 GATHER 'ROUND HOMESCHOOL® INC.
No part of this file may be edited, reproduced, or transmitted outside of your immediate family in any form or by any means, including (but not limited to) photocopying, recording, emailing, screenshots, or by any information storage and retrieval system without written consent from the publisher: gatherroundhomeschool.com.

Scripture references used or referred to are ESV unless otherwise noted.

Layout and design by Stephen Davis and Jen Schaller. Illustrations purchased through Christie Renfro, Esté Hupp, Mariah Hilvety, and Dreamstime are licensed for commercial use. Fonts courtesy of Adobe Fonts. All rights reserved.

DISCLAIMER: Although the author and publisher have made every effort to ensure that the information in this book was correct at press time, the author and publisher do not assume and hereby disclaim any liability to any party for any loss, damage, injury, death, or disruption caused by errors or omissions or activity suggestions whether such errors or omissions or suggestions result from negligence, accident, or any other cause. The author and publisher are providing this book and its contents on an "as is" basis and make no representations or warranties of any kind with respect to this book or its contents, including but not limited to warranties of healthcare for a particular purpose. The author and publisher disclaim all such representations and warranties, including for example warranties of merchantability and healthcare for a particular purpose. While the author and publisher have made every effort to ensure this book is accurate and current, we recognize that information is constantly shifting and changing and therefore we do not represent that this is the most accurate or up-to-date information and encourage you to do further study or research.

DOWNLOAD OUR APP!
app.gatherroundhomeschool.com



MEET THE

Skill Builders

Skill builders are designed to offer extra practice on each skill that is taught in our main lessons. They include the same teaching page as the main lesson along with three extra worksheets that will help your student master the specific skill. You can use these to fill any gaps that are noticed, get your student ready for the next level, or pause your math lesson until a concept is mastered before moving on to the next. Worksheets can be completed at the rate of one per day, but these pages are so fun, your student just might decide to work ahead!

Rebecca Spooner



MODULAR MATH

Skill Builder

NUMBERS 0–9

Gather 'Round HOMESCHOOL®

INTRODUCTION

Numbers 0–9

Every number has a name—just like you do! And your name is not just a name—it means something: _____ means *you*! Look at the pictures below and count the objects for each number to show its meaning.

You may see this number as 2

You may see this number as 4

0 1 2 3 4 5 6 7 8 9



Practice

Now that you know what the numbers mean, you can show what you know! Trace each number and find some raisins, chocolate chips, Cheerios, carrot pieces, or other small item to show the meaning of each number. If you want, draw a picture when you are done so you can remember what it looked like!

0

1

2

Practice

INSTRUCTIONS: Draw pictures or use counting objects to show what each number means. You could draw shapes, dots, food items, letters, smiley faces, or use counting objects such as cereal, chocolate chips, or anything else.

0	1
2	3
4	5
6	7
8	9

Practice

INSTRUCTIONS: Circle the number that shows how many pictures are in each set.



3 4 5



6 7 8



0 1 2



7 8 9

0 1 2



3 4 5



1 2 3



6 7 8



2 3 4



7 8 9

Practice

INSTRUCTIONS: Count the number of dots in each box and write the number in the blank. If you need help, use the chart at the top of the page.























MODULAR MATH

Answer Key

NUMBERS 0–9

Gather 'Round HOMESCHOOL®

INTRODUCTION

Numbers 0–9

Every number has a name—just like you do! And your name is not just a name—it means something: _____ means *you*! Look at the pictures below and count the objects for each number to show its meaning.



Practice

Now that you know what the numbers mean, you can show what you know! Trace each number and find some raisins, chocolate chips, Cheerios, carrot pieces, or other small item to show the meaning of each number. If you want, draw a picture when you are done so you can remember what it looked like!

0 Students will use 0 objects to show number meaning.

1 Students will use 1 object to show number meaning.

2 Students will use 2 objects to show number meaning.

Practice

INSTRUCTIONS: Draw pictures or use counting objects to show what each number means. You could draw shapes, dots, food items, letters, smiley faces, or use counting objects such as cereal, chocolate chips, or anything else.

0

1

2



3



4



5



6



7



8



9

Practice

INSTRUCTIONS: Circle the number that shows how many pictures are in each set.



3 4 5



6 7 8



0 1 2



7 8 9

0 1 2



3 4 5



1 2 3



6 7 8



2 3 4



7 8 9

Practice

INSTRUCTIONS: Count the number of dots in each box and write the number in the blank. If you need help, use the chart at the top of the page.

